

9th NATIONAL SUMMIT ON GOOD, REPLICABLE PRACTICES AND INNOVATIONS IN PUBLIC HEALTHCARE SYSTEMS IN INDIA

Streamlining the Incentive Based Payment under Ayushman Bharat

MADHYA PRADESH



PROBLEM STATEMENT


Lack of monitoring

Delay in payments


Lack of transparency and tracking in incentive submission and disbursement

Lack of standard indicators, their weightage and linked payments

Lack of access to reporting formats



OBJECTIVES



To incentivize healthcare providers at Ayushman Arogya Mandirs (AAMs) based on performance

Ensuring timely payments

Reducing grievances related to non-payment

Bringing transparency in the system

METHODOLOGY



Designing Indicators

PBI :CHO-22

TBI : ANM - 18 & ASHA-15

PROCESS

A web-based portal where Community Health Officers (CHOs) can directly enter the individual & team performance at (<https://mp-aarogyam.nhmmp.gov.in/>)

- Fills the achievements of the month
- Uploads the relevant documents



**Initiator
(CHO)**

As per the predefined indicators designed by state for uniformity



**Approval
(Block Medical Officer)**

- BMO will verify data filled by CHO
- Approve/ Disapprove after verification



**Disbursement
(Block Account Manager)**

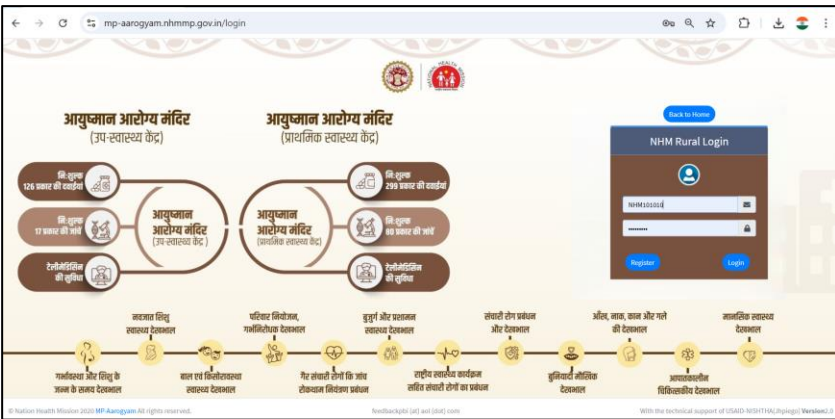
**Confirmation
for fund
release by
BAM**



**Process the
payment on e-Vitta
software**

**Final payment
through e-Vitta
to concerned
AAM team
member in
account**

PHOTO GALLERY



Web Page login

Sl.	Data Element/Indicator	Data Source	Monthly Target	Performance for the Month filed by CHO	CHO-C	Per Active MPW	Per Active ASHA	Doc
1.1	Total OPD during the month	AB-HWC Portal	361	362	1000	100		Choose File No file chosen
1.2	Total Teleconsultation conducted during the month	AB-HWC Portal	65	65	750	100	50	Choose File No file chosen
2.1	No. of pregnant women registered during the month	RCH Portal (ANMOL / HMS)	10	5	750	75	38	Choose File No file chosen
2.2	No. of registered pregnant women examined by CHO	Self-Reported	5	5	500	50		Choose File No file chosen
2.3	Total ANC (2+3+4) conducted during the month	RCH Portal (ANMOL / HMS)		10				
2.4	No. of High-risk pregnant women identified in month	RCH Portal (ANMOL / HMS)	2	3	500	100	50	Choose File No file chosen
2.5	No. of high-risk pregnant women examined by CHO	RCH Portal (ANMOL / HMS)	3	3	500	100		Choose File No file chosen
2.6	No. of pregnant women (those with Hb levels between 7.0 and 9.0 as moderately anemic)	RCH Portal (ANMOL / HMS)		2				
2.7	No. of moderately anemic (those with Hb levels between 7.0 and 9.0 as moderately anemic) pregnant women are given iron sucrose	RCH Portal (ANMOL / HMS)	1	1	500	50		Choose File No file chosen
2.8	No. of newborns received full HBNC visit (8th visit / 7th visit)	HMS / ASHA / Swasth Portal	9	7	750	38	113	Choose File No file chosen

PBI & TBI upload documents

HWC Monthly Reporting Format PBI(New Part 1) [View](#)

Division: Bhopal | District: Sehore | Block: Sehore (Shyampur) | HWC: SHC Bijlon

Population of HWC: 8455 | Population above 30 years: 3128 | No. of ASHAs actively working: 7 | No. of MPW(Male+Female)(Active) working: 2

Name of CHO: Pallavi Baltham | Type of CHO: CHO-C | Financial Year: 2024-2025 | Reporting Month & Year: Jan-2025

Sl.	Data Element/Indicator	Data Source	Monthly Target	Performance for the Month	CHO-C	Per Active MPW	Per Active ASHA
1 OPD Consultation							
1.1	Total OPD during the month	AB-HWC Portal	600	600	1000	100	
1.2	Total Teleconsultation conducted during the month	AB-HWC Portal	65	65	750	100	50
2 RMNCH							
2.1	No. of pregnant women registered during the month	RCH Portal (ANMOL / HMS)	19	19	1000	100	50
2.2	No. of registered pregnant women examined by CHO	Self-Reported	19	19	500	50	
2.3	Total ANC (2+3+4) conducted during the month	RCH Portal (ANMOL / HMS)		20			
2.4	No. of High-risk pregnant women identified in month	RCH Portal (ANMOL / HMS)	3	3	500	100	50

PBI & TBI submission

MP AarogyaM PBI List

Division: Bhopal | District: Vidisha | Block: Basoda | Facility: Select Facility

From Reporting Month & Year: 2025-01 | To Reporting Month & Year: 2025-01 | Filter: All | Status: All

S/N	Block	HWC	WPN No.	Name	No. of ASHA	No. of MPW	Reporting Month	Date of Submission	Date of Approval	S.A. Pop. Covered by HWC	S.A. Pop. Covered by HWC	CHO	MPW	ASHA	END	MPW	ASHA	Reason for Rejection	Amount Release by SAM	Status	Action
1	Vidisha	Basoda	SHC Aakarman	Swati Raikwar	10	9	Jan-2025	01-Feb-25	NA	3613	1855	10000	1461	951	0	0	0			Not Approved	View
2	Vidisha	Basoda	SHC Karabhada	Rudini Rani	7	2	Jan-2025	23-Feb-25	NA	5229	2870	10000	1400	800	0	0	0			Not Approved	View
3	Vidisha	Basoda	SHC Barwah	Brijesh Khosla	10	2	Jan-2025	23-Feb-25	NA	5000	2070	14250	1375	875	0	0	0			Not Approved	View
4	Vidisha	Basoda	SHC Jaroda	Hemlata Rani	5	1	Jan-2025	24-Feb-25	NA	5229	2870	10000	1200	833	0	0	0			Not Approved	View
5	Vidisha	Basoda	SHC Bhopang	Poojash Kumar	9	1	Jan-2025	25-Feb-25	25/02/25	5108	2383	13875	1363	731	10000	1000	100			Approved	View

PBI & TBI Analysis by Block

HWC Monthly PBI Report Verify

HWC Monthly PBI Report Verify

Division: Bhopal | District: Vidisha | Block: Basoda | HWC: SHC Aakarman

Population of HWC: 9613 | Population above 30 years: 3855 | No. of ASHAs actively working: 11 | No. of MPW(Male+Female)(Active) working: 1

Name of CHO: Swati Raikwar | Type of CHO: CHO-C | Reporting Month & Year: January 2025

Sl.	Data Element/Indicator	Data Source	Monthly Target	Performance for the Month filed by CHO	Action	Verify Achievement	CHO-C	Per Active MPW	Per Active ASHA	Remark	Submission Reason
1.1	Total OPD during the month	AB-HWC Portal	481	465	Select ...	100%	1000	100			
1.2	Total Teleconsultation conducted during the month	AB-HWC Portal	85	80	Accept	94.12%	750	100	50		
1.1	No. of pregnant women registered during the month	RCH Portal (ANMOL / HMS)	11	6	Accept but data mismatched as portal was not working. Reject because data mismatched. Reject other reason (please specify)	54.55%	750	75	38		
2.2	No. of registered pregnant women examined by CHO	Self-Reported	6	6	Select ...	100%	500	50			
2.3	Total ANC (2+3+4) conducted during the month	RCH Portal (ANMOL / HMS)		22							

Verify by Block

BAM Module

Division: Bhopal | District: Bhopal | Block: Barasia | Facility: Select Facility

Financial Year: 2024-2025

S/N.	HWC	WPN No.	Name	Reporting Month	Date of Submission	Date of Approval	CHO Approved Amount	CHO Approved Amount (PBI-Interest)	MPW Approved Amount	ASHA Approved Amount	Interest Approved Amount	CHO Amount Release	MPW Amount Release	ASHA Amount Release	Interest Amount Release
1	SHC Bakheda Baramad	6104724827	Sandya Giri Goswami	Sep-2024	15/01/24	25-Feb-25	7125	7427	813	813	302	Release	Release	Release	Release
2	SHC Bawliya	6757472180	Lata Patankar	Sep-2024	14/01/24	25-Feb-25	10025	10924	1183	725	299	Release	Release	Release	Release
3	SHC Dilad	4463384580	Deepika Pathan	Sep-2024	07/01/24	24-Feb-25	3825	4125	488	206	800	Release	Release	Release	Release
4	SHC Humakhada New	1124833330	Komal Soni	Sep-2024	05/01/24	26-Feb-25	6700	7072	725	400	522	Release	Release	Release	Release
5	SHC Durganjya	2528283170	Shashi Pathan	Sep-2024	04/01/24	24-Feb-25	10937	10937	1189	788	0	Release	Release	Release	Release
6	SHC Bagar	1124833220	Vinika	Sep-2024	03/01/24	25-Feb-25	8200	8600	808	588	400	Release	Release	Release	Release
7	SHC Kachariya	2354835864	Poonam Akhbar	Aug-2024	27/Sep/24	24-Feb-25	6962	6562	701	513	800	Release	Release	Release	Release
8	SHC Lalai	8187868864	Bhupendra Wajja	Aug-2024	27/Sep/24	25-Feb-25	8000	8000	725	651	800	Release	Release	Release	Release

BAM release amount

OUTCOME



10,267
Registered Users
(CHOs-9641,
BMOs-313 , BAMs-313)

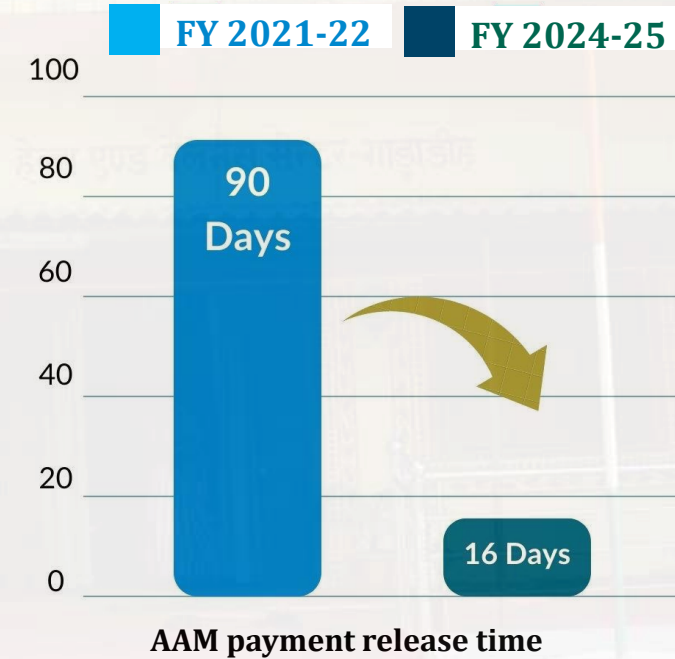
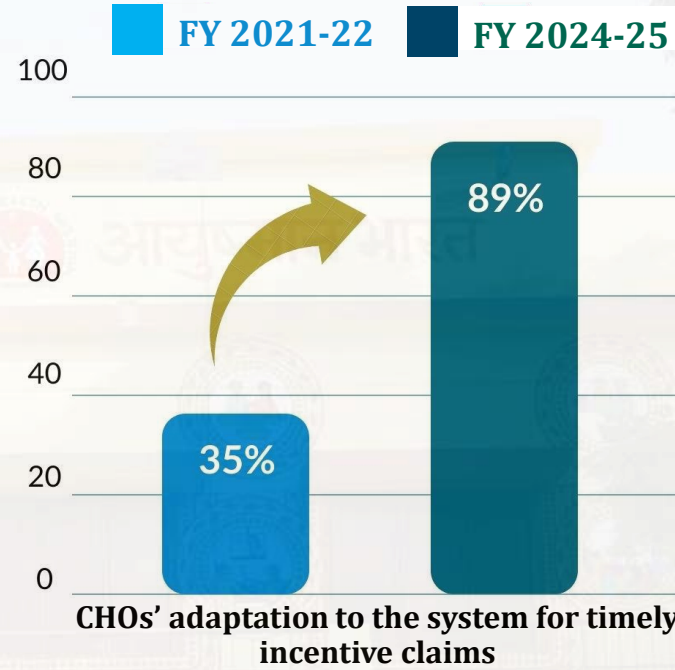
10,267
trained Users
(CHOs-9641,
BMOs-313 , BAMs-313)

72%
**Increase in
OPD reporting**

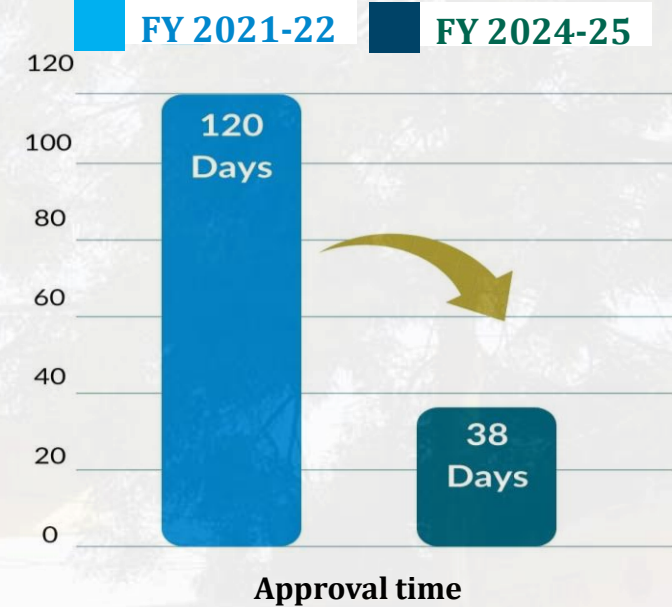
83%
**of SHC-AAMs
reporting services
under the
Expanded Range**

60%
**Increase in wellness
session reporting**

In 2 Years



Grievances reduced



₹ 312.6 crores
**Incentive paid till
January 2025**

COST IMPLICATION



Cost

Cost of development of web portal: Rs. 7.35 lakh/-
Technical support by Jhpiego in designing the structure, indicators, and system process.



State Data Server

Madhya Pradesh State Data Centre (SDC) server is utilized for hosting the web portal



Operational

Annual cost for maintenance is Rs.1.83 lakh/-



SCALABILITY



Scaling up the incentive payment to PHC and UPHC teams

API linking with other portals

Customization possible based on circumstances



01 **Team Based Incentive at PHC/UPHC**

Linking the payments of PHC/UPHC team for the incentivization

02 **Linkage**

Linkage to e-Vitta and Aadhar based payment to team

03 **Reward and Recognition**

To automatically generate ranking of AAMs

04 **Adaptable**

The open-source web portal can be easily adopted by other states

