



Certificate For Visual Impairment, blindness For MO





DEFINITIONS OF VISUAL IMPAIRMENT

This is for Disability Certification.

1. “Blindness” means a condition where a person has any of the following conditions, after best correction.

a) Total absence of sight.

b) Visual acuity less than 3/60 (10/200) in the better eye with the best possible correction.

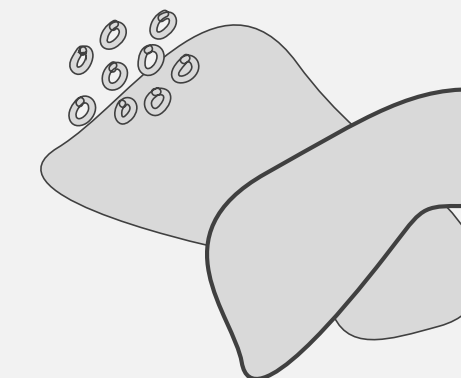
c) Limitation of the field of vision subtending an angle of fewer than 10 degrees.

2. “Low-vision” means a condition where a person has any of the following conditions.

a) Visual acuity not exceeding 6/18 (20/60) up to 3/60 (10/200) in the better eye with the best possible corrections.

b) Limitation of the field of vision subtending an angle of fewer than 40 degrees up to 10 degrees.

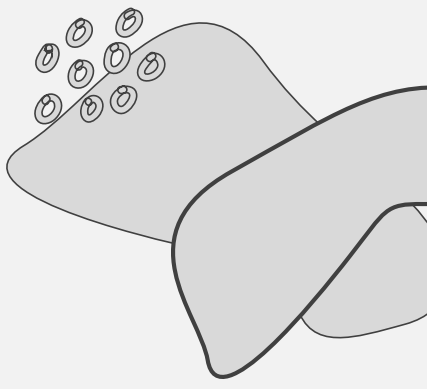




DISABILITY CERTIFICATION:

- A certificate of Blindness and Visual Impairment can be issued by the Medical Officer (AB-HWC-PHC/UPHC) to any individual who fits the definition of Blindness or Visual Impairment.
- The certificate may be temporary or permanent based on the type of disability.
- The certificate can be temporary if the condition is likely to worsen and for specific purposes such as pursuing education.
- The need for reassessment, if required, should be clearly mentioned in the certificate with the time frame.





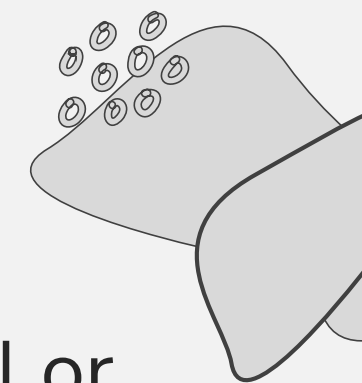
DISABILITY CERTIFICATION:

- In certain cases, such as developmental defects, operated congenital cataract with corneal decompensation, operated congenital glaucoma with the hazy cornea, etc. the patient especially can be issued a temporary certificate.
- The certificate of visual disability or blindness should be done with great care and responsibility as this certificate is a legal document. In case of any doubt, it is better to refer the patient to an ophthalmologist at the district level.





VISUAL IMPAIRMENT CERTIFICATION CRITERIA AND GRADATION:



Vision assessment should be done after best possible correction (medical, surgical or usual/conventional spectacles). You shall circle the vision status and the percentage impairment and mark the disability category accordingly as given in the table below:

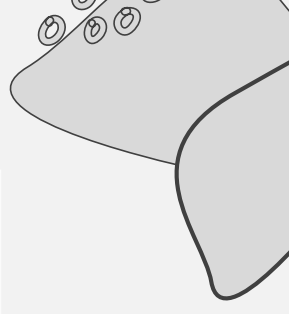
| Better Eye Best Corrected | Worse Eye Best Corrected | Percent Impairment | Disability Category |
|---|---------------------------------------|--------------------|----------------------|
| 6/6 to 6/18 | 6/6 to 6/18 | 0% | 0 |
| | 6/24 to 6/60 | 10% | 0 |
| | Less than 6/60 to 3/60 | 20% | I |
| | Less than 3/60 to No Light Perception | 30% | II (One eyed person) |
| 6/24 to 6/60 or Visual field less than 40 up to 20 degree around centre of fixation or hemianopia involving macula. | 6/24 to 6/60 | 40% | IIIa (low vision) |
| | Less than 6/60 to 3/60 | 50% | IIIb (low vision) |
| | Less than 3/60 to No Light Perception | 60% | IIIc (low vision) |





| | | | |
|---|---|------|--------------------|
| Less than 6/60 to 3/60 or Visual field less than 20 up to 10 degree around centre of fixation | Less than 6/60 to 3/60 | 70% | IIIId (low vision) |
| | Less than 3/60 to No Light Perception | 80% | IIIe (low vision) |
| Less than 3/60 to 1/60 or visual field less than 10 degree around centre of fixation | Less than 3/60 to No Light Perception | 90% | IVa (Blindness) |
| Only HMCF Only Light Perception No Light Perception | Only HMCF Only Light Perception No Light Perception | 100% | IVb (Blindness) |

HMCF – Hand movement close to face: For Visual acuity, the line should be read completely in case of partial line read, one line below that line should be taken for visual acuity.





Thank You

